



HISTORY | NEWS/SPECIALS | CONTACT US

Phone 1-800-233-2663

Fax 1-717-665-3336




- Home
- Casters
- Wheels
- Truck Locks
- M H Dollies
- Fabrication

MEDIUM / HEAVY DUTY CASTERS

- Series 40-A / 41-A, 200 to 1200 lbs capacity
- Series 40-AW - 41-AW, 540 to 1500 lbs capacity
- Series 42-A / 43-A, 250 to 900 lbs capacity
- Series 44-A / 45-A, 250 to 900 lbs capacity
- Series 48-A / 49-A, 250 to 900 lbs capacity
- Series 48-A-SP/ 49-A-SP, 250 to 1250 lbs capacity

When you have made a selection or would like support please contact us:
 Telephone: 800-233-2663 or email: sales@bondcaster.com

Series 40-A / 41-A and Series 40-AW / 41-AW
Medium / Heavy Duty Service

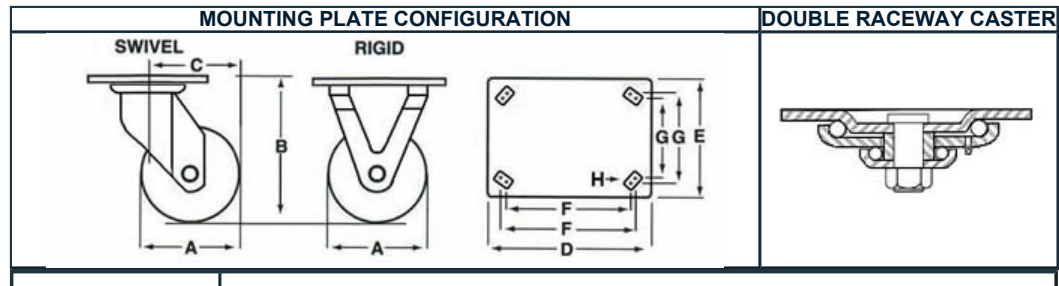
	<p>The Series 40-A caster with its capacity range and large wheel selection will find applications in factory, commercial and institutional requirements. Design and construction features assure long life.</p>
--	---



Features

- Construction:** Heavy gauge steel is cold-forged to provide strong, rigid top plate and cup assembly.
- Swivel Bearing:** Hardened and polished steel balls in coined and hardened upper raceways assure easy swivel action and long service life.
- Fork:** Deep formed legs for strength, welded to cup.
- King Bolt:** Heavy duty steel bolt with threaded lock nut.
- Axle:** Threaded axle bolt locks in place. A hardened and ground sleeve fits over the axle and is held rigid between the legs for exceptional rigidity and strength.
- Wheels:** A full selection of wheels – up to 2-1/2” tread width.
- Lubrication:** Pressure fittings for swivel and wheel bearings. Solid rubber, Bondcelon, and Bondrelene wheels are lubricated through a hollow axle with pressure fitting. AL other wheels lubricate through the hub.
- Finish:** Durable corrosion resistant finish.

TOP PLATE AND MOUNTING SPECIFICATIONS in inches



Series 40-A / 41-A			Swivel and Rigid Casters				
Wheel Dia.	Over all Height	Swivel Radius	Top Plate Size		Slotted Bolt Hole Spacing		Mtg. Bolt
					Max to Min	Min to Max	
A	B	C	D	E	F X G	F X G	H
4	5-5/8	3-13/16	4-5/8	4	3-5/8 X 2-5/8	3 X 3	3/8
5	6-1/2	4-9/16					
4*	5-5/8	3-13/16	6-1/4	5	5-1/4 X 3-3/8	4-1/2 X 4-1/8	3/8
5*	6-1/2	4-9/16					
4*	5-5/8	3-13/16	6-1/2	4-1/2	5-1/4 X 3-3/8	4-15/16 X 2-7/8	3/8
5*	6-1/2	4-9/16					
6	8	5-9/16	6-1/4	5	5-1/4 X 3-3/8	4-1/2 X 4-1/8	3/8
8	10	7-1/16					
10	11-1/2	8-9/16					
6W	8	5-11/16					
8W	10	7-1/8					
10W	11-1/2	8-5/8					

* Optional plates available for these wheel diameters



Call or fax:
800.233.2663
Fax: 717.665.3336

Series 40-A / 41-A

Wheel Specifications				Series 40-A Swivel Casters			Series 41-A Rigid Casters		
Wheel Dia.	Face	Type	Load Cap.	Plain Bearing	Straight Roller Bearing	Approx. Weight	Plain Bearing	Straight Roller Bearing	Approx. Weight
4	1-1/2	Semi-Steel	550	40-A-4	140-A-4	6	41-A-4	141-A-4	5-1/4
		V-Groove	550		1VG40-A-4	6-1/4		1VG41-A-4	5-1/4
	1-9/16	Solid Rubber ST	225	400	13ST40-A-4	4	13ST41-A-4	13ST41-A-4	3-1/4
		Solid Rubber HT	400		13HT40-A-4	4		13HT41-A-4	3-1/4
	1-1/2	Bondcelon	550	450	1440-A-4	4	940-A-4	1441-A-4	3-1/4
		Vulc-On G1	200		1540-A-4	5-3/8		1541-A-4	4-7/8
		Vulc-On G2	400		1640-A-4	5-3/8		1641-A-4	4-7/8
		Vulc-On G3	200		1740-A-4	5-3/8		1741-A-4	4-7/8
		Bonduthane	550		1840-A-4	5-1/2		1841-A-4	4-3/4
		Bondrelene	450		1940-A-4	3-1/4		1941-A-4	2-3/4
2	Anti-Static*	550	550	18SB40-A-4	4	941-A-4	18SB41-A-4	3-1/4	
5	1-1/2	Semi-Steel	650	40-A-5	140-A-5	7-1/2	41-A-5	141-A-5	5-1/2
	1-3/4	V-Groove	650		1VG40-5	8-3/8		1VG41-5	7-1/2
	1-7/8	Solid Rubber ST	250	425	3ST40-A-5	5-1/8	3HT41-A-5	3ST41-A-5	4-1/4
		Solid Rubber HT	425		3HT40-A-5	5-1/8		3HT41-A-5	4-1/4
	1-1/2	Bondcelon	600	600	1440-A-5	4-5/8	940-A-5	1441-A-5	3-3/4
		Vulc-On G1	320		1540-A-5	7-1/8		1541-A-5	6-1/4
	1-7/8	Vulc-On G2	640	320	1640-A-5	7-1/8	1741-A-5	1641-A-5	6-1/4
		Vulc-On G3	320		1740-A-5	7-1/8		1741-A-5	6-1/4
	1-1/2	Bonduthane	650	500	1840-A-5	6-5/8	941-A-5	1841-A-5	5-3/4
		Bondrelene	500		1940-A-5	3-5/8		1941-A-5	3-1/4
2	Anti-Static*	650	650	18SB40-A-5	4-3/8	941-A-5	18SB41-A-5	3-1/2	
6	2	Semi-steel	1200	40-A-6	140-A-6	12-3/4	41-A-6	141-A-6	9-1/2
		V-Groove	1000		1VG40-A-6	11-3/4		1VG41-A-6	9-1/2
	2	Solid Rubber ST	400	560	3ST40-A-6	10	3HT41-A-6	3ST41-A-6	7-3/4
		Solid Rubber HT	560		3HT40-A-6	10		3HT41-A-6	7-3/4
	2	Bondcelon	1200	1200	1440-A-6	9-1/4	941-A-6	1441-A-6	7
		Vulc-On G1	410		1540-A-6	11-3/4		1541-A-6	10-1/2
	2	Vulc-On G2	820	410	1640-A-6	11-3/4	1741-A-6	1641-A-6	10-1/2
		Vulc-On G3	410		1740-A-6	11-3/4		1741-A-6	10-1/2
	2	Bonduthane	1200	650	1840-A-6	13-1/4	941-A-6	1841-A-6	10
		Bondrelene	650		1940-A-6	7-3/4		1941-A-6	5-3/4
2	Anti-Static*	1000	1000	18SB40-A-6	8-5/8	941-A-6	18SB41-A-6	6-3/8	
	8	2	Semi-steel	1200	40-A-8	140-A-8	17-1/2	41-A-8	141-A-8
Bondcelon			1200	1440-A-8		11-1/2	1441-A-8		9
2		Vulc-On G1	500	500	1540-A-8	15-3/4	1741-A-8	1541-A-8	13-3/4
		Vulc-On G2	1000		1640-A-8	15-3/4		1641-A-8	13-3/4
2		Vulc-On G3	500	1200	1740-A-8	15-3/4	1841-A-8	1741-A-8	13-3/4
		Bonduthane	1200		1840-A-8	16-1/2		1841-A-8	14
2		Anti-Static*	1200	1000	18SB40-A-8	10-5/8	1741-A-8	18SB41-A-8	8-1/8
	Semi-steel	1000	140-A-10		20	141-A-10		16-5/8	
10	2	Vulc-On G1	730	730	1540-A-10	21-1/4	1741-A-10	1541-A-10	17-7/8
		Vulc-On G2	1000		1640-A-10	21-1/4		1641-A-10	17-7/8
10	2	Vulc-On G3	730	730	1740-A-10	21-1/4	1741-A-10	1741-A-10	17-7/8

Load capacity is for manual operation

* Anti-static wheels are supplied with caged roller bearings or precision ball bearings

Optional features

- Bearing choices: Most wheels are available with tapered roller bearings or precision ball bearings in addition to the plain bore and straight roller bearings offered above - please speak to your representative regarding your application needs.
- Grease seal for swivel raceway and/or wheel, add suffixes RS (raceway) or GS (wheel)
- Wheel brakes, swivel locks are also available
- Bond's Truck locks can be used instead of caster brakes
- Thread guards, add suffix – TG

<BACK TO THE TOP>

When you have made a selection or would like support please contact us:
 Telephone: 800-233-2663 or email: sales@bondcaster.com



Series 40-AW / 41-AW

Wheel Specifications				Series 40-AW Swivel Casters			Series 41-AW Rigid Casters		
Wheel Dia.	Face	Type	Load Cap.	Plain Bearing	Straight Roller Bearing	Approx. Weight	Plain Bearing	Straight Roller Bearing	Approx. Weight
6	2-1/2	Semi-steel	1500		140-A-6W	15		141-A-6W	14
		V-Groove	1500		1VG40-A-6W	18		1VG41-A-6W	17
		Bondcelon	1500		1440-A-6W	10		1441-A-6W	9
		Vulc-On G1	540		1540-A-6W	12-1/2		1541-A-6W	11-1/2
		Vulc-On G2	1080		1640-A-6W	12-1/2		1641-A-6W	11-1/2
		Vulc-On G3	540		1740-A-6W	12-1/2		1741-A-6W	11-1/2
8	2-1/2	Bonduthane	1500		1840-A-6W	12-1/2		1841-A-6W	11-1/2
		Semi-steel	1500		140-A-8W	23		141-A-8W	21
		V-Groove	1500		1VG40-A-8W	27		1VG41-A-8W	25
		Bondcelon	1500		1440-A-8W	13		1441-A-8W	10-3/4
		Vulc-On G1	670		1540-A-8W	18-1/2		1541-A-8W	16-3/4
		Vulc-On G2	1340		1640-A-8W	18-1/2		1641-A-8W	16-3/4
10	2-1/2	Vulc-On G3	670		1740-A-8W	18-1/2		1741-A-8W	16-3/4
		Bonduthane	1500		1840-A-8W	16-3/4		1841-A-8W	14-3/4
		Semi-steel	1000		140-A-10W	28-3/4		141-A-10W	19-1/2
		Bondcelon	1000		1440-A-10W	16-1/4		1441-A-10W	15
		Vulc-On G1	790		1540-A-10W	26		1541-A-10W	24-3/4
		Vulc-On G2	1000		1640-A-10W	26		1641-A-10W	24-3/4
		Vulc-On G3	790		1740-A-10W	26		1741-A-10W	24-3/4
		Bonduthane	1000		1840-A-10W	25-1/4		1841-A-10W	24

Load capacity is for manual operation

Optional features

- Bearing choices: Most wheels are available with tapered roller bearings or precision ball bearings in addition to the plain bore and straight roller bearings offered above - please speak to your representative regarding your application needs.
- Grease seal for swivel raceway and/or wheel, add suffixes RS (raceway) or GS (wheel)
- Face brakes, swivel locks are also available
- Bond's Truck locks can be used instead of caster brakes
- Thread guards, add suffix – TG

When you have made a selection or would like support please contact us:
 Telephone: 800-233-2663 or email: sales@bondcaster.com

<BACK TO THE TOP>

Series 42-A / 43-A
Medium / Heavy Duty Service

The Series 42-A caster offers a larger top plate (6-1/2" X 5") and slotted bolt holes for two mounting patterns and is recommended for medium duty applications in factories and warehouses. A full range of wheel types offers a choice of floor protective types and long service life.



Features

Construction: Heavy gauge steel is cold-forged to provide strong, rigid top plate and cup assembly.

Swivel Bearing: Hardened and polished steel balls in coined and hardened upper raceways assure easy swivel action and long service life.

Fork: Legs are formed for strength and continuously welded to the cup.

King Bolt: Steel rivet, orbitally formed to provide equal strength at both ends.

Axle: Threaded axle bolt secured with lock nut.

Wheels: A full selection of wheels for any floor surface.

Wheel Bearings: All wheels are available with straight roller bearings which consist of a split outer raceway with high quality hardened steel rollers held parallel to the axle by a steel retainer. A hardened and ground sleeve provides a precision inner raceway.

Lubrication: Readily accessible pressure fittings to swivel assembly and to wheel bearings through wheel hub or hollow axle.

Finish: Durable corrosion resistant finish.

RIGID CASTER: Matches the swivel caster in all respects.

TOP PLATE AND MOUNTING SPECIFICATIONS in inches

MOUNTING PLATE CONFIGURATION					DOUBLE RACEWAY CASTER		
Series 42-A / 43-A			Swivel and Rigid Casters				
Wheel Dia.	Over all Height	Swivel Radius	Top Plate Size		Slotted Bolt Hole Spacing		Mtg. Bolt
A	B	C	D	E	Max to Min F X G	Min to Max F X G	H
4	6-1/8	3-7/8	6-1/4	5	5-1/4 X 3-3/8	4-1/2 X 4-1/8	3/8
5	6-5/8	4-3/8					
6	7-1/2	4-7/8					
8	9-1/2	5-7/8					



Series 42-A / 43-A

Wheel Specifications				Series 42-A Swivel Caster		Series 43-A Rigid Caster	
Wheel Dia.	Face	Type	Load Cap.	Straight Roller Bearing	Approx. Weight	Straight Roller Bearing	Approx. Weight
4	2	Semi-Steel	900	142-A-4	8-1/4	143-A-4	7
		V-Groove	900	1VG42-A-4	9-3/4	1VG43-A-4	8-1/2
		Bondcelon	800	1442-A-4	6-1/4	1443-A-4	5
		Vulc-On G1	300	1542-A-4	7-5/8	1543-A-4	6-3/8
		Vulc-On G2	600	1642-A-4	7-5/8	1643-A-4	6-3/8
		Vulc-On G3	300	1742-A-4	7-5/8	1743-A-4	6-3/8
		Bonduthane	700	1842-A-4	7-3/4	1843-A-4	6-1/2
		Bondrelene	500	1942-A-4	5-1/2	1943-A-4	4-1/4
Anti-Static*	700	18SB42-A-4	6	18SB43-A-4	4-3/4		
5	2	Semi-Steel	900	142-A-5	9-1/2	143-A-5	8-1/4
		V-Groove	900	1VG42-A-5	9-3/4	1VG43-A-5	8-3/4
		Solid Rubber ST	250	13ST42-A-5	6-3/4	13ST43-A-5	5-1/2
		Solid Rubber HT	425	13HT42-A-5	6-3/4	13HT43-A-5	5-1/2
		Bondcelon	900	1442-A-5	6-1/2	1443-A-5	5-1/4
		Vulc-On G1	350	1542-A-5	9-3/4	1543-A-5	8-1/2
		Vulc-On G2	700	1642-A-5	9-3/4	1643-A-5	8-1/2
		Vulc-On G3	350	1742-A-5	9-3/4	1743-A-5	8-1/2
		Bonduthane	900	1842-A-5	8-3/4	1843-A-5	7-1/2
		Bondrelene	600	1942-A-5	5-3/4	1943-A-5	4-1/2
Anti-Static*	900	18SB42-A-5	6-1/4	18SB43-A-5	5		
6	2	Semi-steel	900	142-A-6	11	143-A-6	9-3/4
		V-Groove	900	1VG42-A-6	10	1VG43-A-6	8-3/4

		Solid Rubber ST	400	13ST42-A-6	8-1/4	13ST43-A-6	6-3/4
		Solid Rubber HT	560	13HT42-A-6	8-1/4	13HT43-A-6	6-3/4
		Bondcelon	900	1442-A-6	7-1/2	1443-A-6	6-1/4
		Vulc-On G1	410	1542-A-6	10-3/4	1543-A-6	9-1/2
		Vulc-On G2	820	1642-A-6	10-3/4	1643-A-6	9-1/2
		Vulc-On G3	410	1742-A-6	10-3/4	1743-A-6	9-1/2
		Bonduthane	900	1842-A-6	10-1/2	1843-A-6	9-1/4
		Bondrelene	650	1942-A-6	6-1/4	1943-A-6	5
		Anti-Static*	900	18SB42-A-6	6-7/8	18SB43-A-6	5-5/8
8	2	Semi-steel	900	142-A-8	15-1/4	143-A-8	14
		Bondcelon	900	1442-A-8	9-1/4	1443-A-8	8
		Vulc-On G1	500	1542-A-8	13-1/2	1543-A-8	12-1/4
		Vulc-On G2	900	1642-A-8	13-1/2	1643-A-8	12-1/4
		Vulc-On G3	500	1742-A-8	13-1/2	1743-A-8	12-1/4
		Bonduthane	900	1842-A-8	14-1/2	1843-A-8	13
		Bondrelene	700	1942-A-8	7-1/2	1943-A-8	6-1/4
		Anti-Static*	900	18SB42-A-8	8-5/8	18SB43-A-8	7-1/8

Load capacity is for manual operation

* Anti-static wheels are supplied with caged roller bearings or precision ball bearings

Optional features

- Bearings choices: Most wheels are available with tapered roller bearings, precision ball bearings, metal and nylon type sleeves - please speak to your representative regarding your application needs.
- Some products can be used in elevated temperatures - please speak to your representative regarding your application needs
- Grease seal for swivel raceway and/or wheel, add suffixes RS (raceway) or GS (wheel)
- Thread guards, add suffix - TG
- Swivel Lock - 2 or 4 position
- Wheel brake
- Axle drilled for oiling and pressure fitting in axle head with drilled for oil spanner bushing

<BACK TO THE TOP>

When you have made a selection or would like support please contact us:

Telephone: 800-233-2663 or email: sales@bondcaster.com

Series 44-A / 45-A **Medium / Heavy Duty Service**

The Series 44-A caster are used in a variety applications in general warehouse trucks, factory trucks, platform trucks and various types of factory-used bins, racks, etc. The Series features a 6-1/2 X 4-1/2" top plate with slotted holes for two mounting patterns.

Features

Construction: Heavy gauge steel is cold-forged to provide a strong, rigid top plate and cup assembly.

Swivel Bearing: Hardened and polished steel balls in smoothly coined and hardened upper and lower raceways assure easy swivel action and long service life.

Fork: Legs are formed for strength and continuously welded to the cup.

King Bolt: Steel rivet, orbitally formed to provide equal strength at both ends.

Axle: Threaded axle bolt secured with lock nut.

Wheels: A full selection of wheels for any floor surface.

Wheel Bearings: All wheels are available with straight roller bearings which consist of a split outer raceway with high quality hardened steel rollers held parallel to the axle by a steel retainer. A hardened and ground sleeve provides a precision inner raceway.

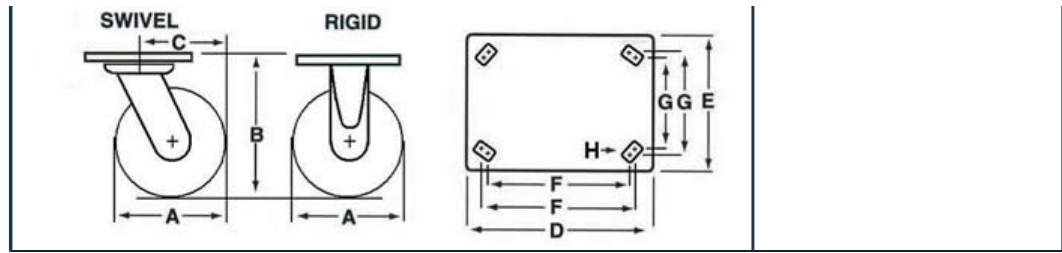
Lubrication: Readily accessible pressure fittings to swivel assembly and to wheel bearings through wheel hub or hollow axle.

Finish: Durable corrosion resistant finish.

RIGID CASTER: Matches the swivel caster in all respects.

TOP PLATE AND MOUNTING SPECIFICATIONS in inches

MOUNTING PLATE CONFIGURATION	DOUBLE RACEWAY CASTER
	



Series 44-A / 45-A			Swivel and Rigid Casters				
Wheel Dia.	Over all Height	Swivel Radius	Top Plate Size		Slotted Bolt Hole Spacing		Mtg. Bolt
			D	E	Max to Min	Min to Max	
A	B	C			F X G	F X G	H
4	6-1/8	3-7/8	6-1/4	4-1/2	5-1/4 X 3-3/8	4-15/16 X 2-7/16	1/2
5	6-5/8	4-3/8					
6	7-1/2	4-7/8					
8	9-1/2	5-7/8					



Call or fax:
800.233.2663
Fax: 717.665.3336

Series 44-A / 45-A

Wheel Specifications				Series 44-A Swivel Caster		Series 45-A Rigid Caster	
Wheel Dia.	Face	Type	Load Cap.	Straight Roller Bearing	Approx. Weight	Straight Roller Bearing	Approx. Weight
4	2	Semi-Steel	900	144-A-4	8-1/4	145-A-4	-3/4
		V-Groove	900	1VG44-A-4	9-3/4	1VG45-A-4	8-1/4
		Bondcelon	800	1444-A-4	6-1/4	1445-A-4	4-3/4
		Vulc-On G1	300	1544-A-4	7-3/4	1545-A-4	6-1/4
		Vulc-On G2	600	1644-A-4	7-3/4	1645-A-4	6-1/4
		Vulc-On G3	300	1744-A-4	7-3/4	1745-A-4	6-1/4
		Bonduthane	700	1844-A-4	7-3/4	1845-A-4	6-1/4
		Bondrelene	500	1944-A-4	5-1/2	1945-A-4	4-1/4
5	2	Anti-Static*	700	18SB44A-4	6	18SB45A-4	4-3/4
		Semi-Steel	900	144-A-5	9-1/2	145-A-5	8
		V-Groove	900	1VG44-A-5	9-3/4	1VG45-A-5	8-1/2
		Solid Rubber ST	250	13ST44-A-5	6-3/4	13ST45-A-5	5-1/4
		Solid Rubber HT	425	13HT44-A-5	6-3/4	13HT45-A-5	5-1/4
		Bondcelon	900	1444-A-5	6-1/2	1445-A-5	5
		Vulc-On G1	350	1544-A-5	9-3/4	1545-A-5	8-1/4
		Vulc-On G2	700	1644-A-5	9-3/4	1645-A-5	8-1/4
		Vulc-On G3	350	1744-A-5	9-3/4	1745-A-5	8-1/4
		Bonduthane	900	1844-A-5	8-3/4	1845-A-5	7-1/4
6	2	Bondrelene	600	1944-A-5	5-3/4	1945-A-5	4-1/2
		Anti-Static*	900	18SB44A-5	6-1/4	18SB45A-5	4-3/4
		Semi-steel	900	144-A-6	11	145-A-6	9-1/2
		V-Groove	900	1VG44-A-6	10	1VG45-A-6	8-1/2
		Solid Rubber ST	400	13ST44-A-6	8	13ST45-A-6	6-1/2
		Solid Rubber HT	560	13HT44-A-6	8	13HT45-A-6	6-1/2
		Bondcelon	900	1444-A-6	7-1/2	1445-A-6	6
		Vulc-On G1	410	1544-A-6	11	1545-A-6	9-1/2
		Vulc-On G2	820	1644-A-6	11	1645-A-6	9-1/2
		Vulc-On G3	410	1744-A-6	11	1745-A-6	9-1/2
8	2	Bonduthane	900	1844-A-6	10-1/2	1845-A-6	9
		Bondrelene	650	1944-A-6	6-1/4	1945-A-6	5
		Anti-Static*	900	18SB44A-6	6-7/8	18SB45A-6	5-3/8
		Semi-steel	900	144-A-8	15-1/4	145-A-8	14
		Bondcelon	900	1444-A-8	9-1/4	1445-A-8	8
		Vulc-On G1	500	1544-A-8	13-1/2	1545-A-8	12-1/4
		Vulc-On G2	900	1644-A-8	13-1/2	1645-A-8	12-1/4
		Vulc-On G3	500	1744-A-8	13-1/2	1745-A-8	12-1/4
		Bonduthane	900	1844-A-8	14-1/4	1845-A-8	13
		Bondrelene	700	1944-A-8	7-1/2	1945-A-8	6-1/4
Anti-Static*	900	18SB44A-8	8-3/8	18SB45A-8	7-1/8		

Load capacity is for manual operation
* Anti-static wheels are supplied with caged roller bearings or precision ball bearings

Optional features

- Bearings choices: Most wheels are available with tapered roller bearings, precision ball bearings, metal and nylon type sleeves - please speak to your representative regarding your application needs.

- Some products can be used in elevated temperatures - please speak to your representative regarding your application needs
- Grease seal for swivel raceway and/or wheel, add suffixes RS (raceway) or GS (wheel)
- Thread guards, add suffix – TG
- Swivel Lock – 2 or 4 position
- Wheel brake
- Axle drilled for oiling and pressure fitting in axle head with drilled for oil spanner bushing
<BACK TO THE TOP>

When you have made a selection or would like support please contact us:
Telephone: 800-233-2663 or email: sales@bondcaster.com

Series 48-A / 49-A Medium / Heavy Duty Service

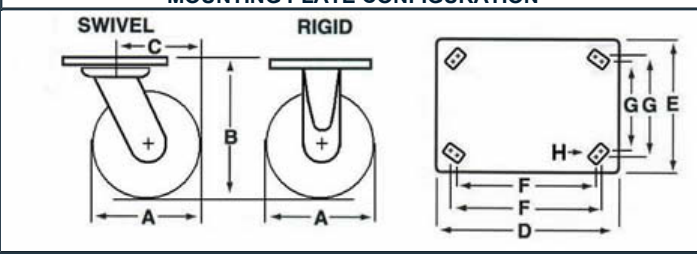
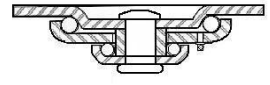
The Series 48-A offers the industry standard mounting plate configuration for medium duty casters. This double ball race caster is recommended for use in variety of portable equipment. They are also excellent for warehouse trucks and dollies, portable racks and shelving, as well as for light duty tow lines.

Features

- Construction:** Heavy gauge steel is cold-forged to provide strong, rigid top plate and cup assembly.
Swivel Bearing: Hardened and polished steel balls in coined and hardened upper and lower raceways assure easy swivel action and long service life.
Fork: Legs are formed for strength and continuously welded to the cup.
King Bolt: Steel rivet, orbitally formed to provide equal strength at both ends.
Axle: Threaded axle bolt secured with lock nut.
Wheels: A full selection of wheels for any floor surface.
Wheel Bearings: All wheels are available with straight roller bearings which consist of a split outer raceway with high quality hardened steel rollers held parallel to the axle by a steel retainer. A hardened and ground sleeve provides a precision inner raceway.
Lubrication: Readily accessible pressure fittings to swivel assembly and to wheel bearing through wheel hub or hollow axle (optional).
Finish: Durable corrosion resistant finish.

RIGID CASTER: Matches the swivel caster in all respects.

TOP PLATE AND MOUNTING SPECIFICATIONS in inches

MOUNTING PLATE CONFIGURATION			DOUBLE RACEWAY CASTER				
							
Series 48-A / 49-A			Swivel and Rigid Casters				
Wheel Dia.	Over all Height	Swivel Radius	Top Plate Size		Slotted Bolt Hole Spacing		Mtg. Bolt
			D	E	F X G	F X G	
4	6-1/8	3-7/8	4-5/8	4	3-5/8 X 2-5/8	3 X 3	3/8
5	6-5/8	4-3/8					
6	7-1/2	4-7/8					
8	9-1/2	5-7/8					

Bond
Call or fax:
800.233.2663
Fax: 717.665.3336

Series 48-A / 49-A

Wheel Specifications				Series 48-A Swivel Caster		Series 49-A Rigid Caster	
Wheel Dia.	Face	Type	Load Cap.	Straight Roller Bearing	Approx. Weight	Straight Roller Bearing	Approx. Weight

4	2	Semi-Steel	900	148-A-4	8-1/4	149-A-4	7
		V-Groove	900	1VG48-A-4	9-3/4	1VG49-A-4	8-1/2
		Bondcelon	800	1448-A-4	6-1/4	1449-A-4	5
		Vulc-On G1	300	1548-A-4	7-5/8	1549-A-4	6-3/8
		Vulc-On G2	600	1648-A-4	7-5/8	1649-A-4	6-3/8
		Vulc-On G3	300	1748-A-4	7-5/8	1749-A-4	6-3/8
		Bonduthane	700	1848-A-4	7-3/4	1849-A-4	6-1/2
		Bondrelene	500	1948-A-4	5-1/2	1949-A-4	4-1/4
5	2	Anti-Static*	700	18SB48A-4	6	18SB49A-4	4-3/4
		Semi-Steel	900	148-A-5	9-1/2	149-A-5	8-1/4
		V-Groove	900	1VG48-A-5	9-3/4	1VG49-A-5	8-3/4
		Solid Rubber ST	250	13ST48-A-5	6-3/4	13ST49-A-5	5-1/2
		Solid Rubber HT	425	13HT48-A-5	6-3/4	13HT49-A-5	5-1/2
		Bondcelon	900	1448-A-5	6-1/2	1449-A-5	5-1/4
		Vulc-On G1	350	1548-A-5	9-3/4	1549-A-5	8-1/2
		Vulc-On G2	700	1648-A-5	9-3/4	1649-A-5	8-1/2
		Vulc-On G3	350	1748-A-5	9-3/4	1749-A-5	8-1/2
		Bonduthane	900	1848-A-5	8-3/4	1849-A-5	7-1/2
6	2	Bondrelene	600	1948-A-5	5-3/4	1949-A-5	4-1/2
		Anti-Static*	900	18SB48A-5	6-1/4	18SB49A-5	5
		Semi-steel	900	148-A-6	11	149-A-6	9-3/4
		V-groove	900	1VG48-A-6	10	1VG49-A-6	8-3/4
		Solid Rubber ST	400	13ST48-A-6	8-1/4	13ST49-A-6	7
		Solid Rubber HT	560	13HT48-A-6	8-1/4	13HT49-A-6	7
		Bondcelon	900	1448-A-6	7-1/2	1449-A-6	6-1/4
		Vulc-On G1	410	1548-A-6	11	1549-A-6	9-3/4
		Vulc-On G2	820	1648-A-6	11	1649-A-6	9-3/4
		Vulc-On G3	410	1748-A-6	11	1749-A-6	9-3/4
8	2	Bonduthane	900	1848-A-6	10-1/2	1849-A-6	9-1/4
		Bondrelene	650	1948-A-6	6-1/4	1949-A-6	5
		Anti-Static*	900	18SB48A-6	6-7/8	18SB49A-6	5-5/8
		Semi-steel	900	148-A-8	15-1/4	149-A-8	14
		Bondcelon	900	1448-A-8	9	1449-A-8	8
		Vulc-On G1	500	1548-A-8	13-1/2	1549-A-8	12-1/4
		Vulc-On G2	900	1648-A-8	13-1/2	1649-A-8	12-1/4
		Vulc-On G3	500	1748-A-8	13-1/2	1749-A-8	12-1/4
Bonduthane	900	1848-A-8	14-1/4	1849-A-8	13		
Bondrelene	700	1948-A-8	7-1/4	1949-A-8	6		
Anti-Static*	900	18SB48A-8	8-3/8	18SB49A-8	7-1/8		

Load capacity is for manual operation

* Anti-static wheels are supplied with caged roller bearings or precision ball bearings

Optional features

- Bearings choices: Most wheels are available with tapered roller bearings, precision ball bearings, metal and nylon type sleeves - please speak to your representative regarding your application needs.
- Some products can be used in elevated temperatures - please speak to your representative regarding your application needs
- Grease seal for swivel raceway and/or wheel, add suffixes RS (raceway) or GS (wheel)
- Thread guards, add suffix - TG
- Swivel Lock - 2 or 4 position
- Wheel brake
- Axle drilled for oiling and pressure fitting in axle head with drilled for oil spanner bushing

<BACK TO THE TOP>

When you have made a selection or would like support please contact us:

Telephone: 800-233-2663 or email: sales@bondcaster.com

Series 48-A-SP / 49-A-SP

Medium / Heavy Duty Service

The Series 48-A-SP offers the industry standard plate and height for medium duty casters. This double ball race caster is recommended for use in variety of portable equipment. They are also excellent for warehouse trucks and dollies, portable racks and shelving, as well as for light duty tow lines.

**This caster Series is an IMPORT brand
with a Bond American made wheel.**



Features

- Construction:** 1/4" cold-forged steel provides strong top plate and fork assembly.
- Swivel Bearing:** Hardened and polished steel balls in hardened upper and lower raceways assure easy swivel action and long service life.
- King Bolt:** 5/8" bolted king pin
- Axle:** Threaded axle bolt secured with lock nut.
- Wheels:** A full selection of wheels for any floor surface.
- Wheel Bearings:** All wheels are available with straight roller bearings which consist of a split outer raceway with high quality hardened steel rollers held parallel to the axle by a steel retainer. A hardened and ground sleeve provides a precision inner raceway.
- Lubrication:** Readily accessible pressure fittings to swivel assembly and to wheel bearings through wheel hub or axle drilled for oiling (optional).
- Finish:** Durable corrosion resistant zinc plated finish.

RIGID CASTER: Matches the swivel caster in all respects.

TOP PLATE AND MOUNTING SPECIFICATIONS in inches

MOUNTING PLATE CONFIGURATION			DOUBLE RACEWAY CASTER				
Series 48-A-SP / 49-A-SP			Swivel and Rigid Casters				
Wheel Dia.	Over all Height	Swivel Radius	Top Plate Size		Slotted Bolt Hole Spacing		Mtg. Bolt
A	B	C	D	E	Max to Min F X G	Min to Max F X G	
4	5-5/8	3-7/8	4-1/2	4	3-5/8 X 2-5/8	3 X 3	3/8
5	6-5/8	4-3/8					
6	7-1/2	4-7/8					
8	9-1/2	5-7/8					



Series 48-A-SP / 49-A-SP

Wheel Specifications				Series 48-A-SP Swivel		Series 49-A-SP Rigid	
Wheel Dia.	Face	Type	Load Cap.	Straight Roller Bearing	Approx. Weight	Straight Roller Bearing	Approx. Weight
4	2	Semi-Steel	1000	148-A-4SP	8-1/4	149-A-4SP	7
		V-Groove	900	1VG48-A-4SP	9-3/4	1VG49-A-4SP	8-1/2
		Bondcelon	800	1448-A-4SP	6-1/4	1449-A-4SP	5
		Vulc-On G1	350	1548-A-4SP	7-5/8	1549-A-4SP	6-3/8
		Vulc-On G2	700	1648-A-4SP	7-5/8	1649-A-4SP	6-3/8
		Vulc-On G3	350	1748-A-4SP	7-5/8	1749-A-4SP	6-3/8
		Bonduthane	700	1848-A-4SP	7-3/4	1849-A-4SP	6-1/2
		Bondrelene	500	1948-A-4SP	5-1/2	1949-A-4SP	4-1/4
Anti-Static*	700	18SB48A-4SP		6	18SB49A-4SP	4-3/4	
5	2	Semi-Steel	1000	148-A-5SP	9-1/2	149-A-5SP	8-1/4
		V-Groove	1100	1VG48-A-5SP	9-3/4	1VG49-A-5SP	8-3/4

		Solid Rubber ST	250	13ST48-A-5SP	6-3/4	13ST49-A-5SP	5-1/2
		Solid Rubber HT	425	13HT48-A-5SP	6-3/4	13HT49-A-5SP	5-1/2
		Bondcelon	900	1448-A-5SP	6-1/2	1449-A-5SP	5-1/4
		Vulc-On G1	400	1548-A-5SP	9-3/4	1549-A-5SP	8-1/2
		Vulc-On G2	800	1648-A-5SP	9-3/4	1649-A-5SP	8-1/2
		Vulc-On G3	400	1748-A-5SP	9-3/4	1749-A-5SP	8-1/2
		Bonduthane	1000	1848-A-5SP	8-3/4	1849-A-5SP	7-1/2
		Bondrelene	600	1948-A-5SP	5-3/4	1949-A-5SP	4-1/2
		Anti-Static*	900	18SB48A-5SP	6-1/4	18SB49A-5SP	5
		6	2	Semi-steel	1250	148-A-6SP	11
V-groove	1200			1VG48-A-6SP	10	1VG49-A-6SP	8-3/4
Solid Rubber ST	400			13ST48-A-6SP	8-1/4	13ST49-A-6SP	7
Solid Rubber HT	560			13HT48-A-6SP	8-1/4	13HT49-A-6SP	7
Bondcelon	1200			1448-A-6SP	7-1/2	1449-A-6SP	6-1/4
Vulc-On G1	410			1548-A-6SP	11	1549-A-6SP	9-3/4
Vulc-On G2	820			1648-A-6SP	11	1649-A-6SP	9-3/4
Vulc-On G3	410			1748-A-6SP	11	1749-A-6SP	9-3/4
Bonduthane	1200			1848-A-6SP	10-1/2	1849-A-6SP	9-1/4
Bondrelene	700			1948-A-6SP	6-1/4	1949-A-6SP	5
Anti-Static*	1100	18SB48A-6SP	6-7/8	18SB49A-6SP	5-5/8		
8	2	Semi-steel	1250	148-A-8SP	15-1/4	149-A-8SP	14
		Bondcelon	1250	1448-A-8SP	9	1449-A-8SP	8
		Vulc-On G1	500	1548-A-8SP	13-1/2	1549-A-8SP	12-1/4
		Vulc-On G2	1000	1648-A-8SP	13-1/2	1649-A-8SP	12-1/4
		Vulc-On G3	500	1748-A-8SP	13-1/2	1749-A-8SP	12-1/4
		Bonduthane	1250	1848-A-8SP	14-1/4	1849-A-8SP	13
		Bondrelene	900	1948-A-8SP	7-1/4	1949-A-8SP	6
		Anti-Static*	1250	18SB48A-8SP	8-5/8	18SB49A-8SP	7-1/8

Load capacity is for manual operation

* Anti-static wheels are supplied with caged roller bearings or precision ball bearings

Optional features

- Bearings choices: Most wheels are available with tapered roller bearings, precision ball bearings, metal and nylon type sleeves - please speak to your representative regarding your application needs.
- Some products can be used in elevated temperatures - please speak to your representative regarding your application needs
- Grease seal for swivel raceway and/or wheel, add suffixes RS (raceway) or GS (wheel)
- Thread guards, add suffix - TG
- Swivel Lock - 2 or 4 position
- Swivel and wheel brake
- Top Lock brake
- Axle drilled for oiling and pressure fitting in axle head with drilled for oil spanner bushing

<BACK TO THE TOP>

When you have made a selection or would like support please contact us:

Telephone: 800-233-2663 or email: sales@bondcaster.com

Home | Casters | Wheels | Truck Locks | M H Dollies | Fabrication | History | News Specials
 Contact Us | Ball Bearing | Caster Manufacturer | Caster | Custom Wheel | Heavy Duty Caster
 Roller Bearing | Wheel Bearing



©Copyright 2008 Bond Casters and Wheels. All Rights Reserved.